



3 hours



Special high luminosity LEDs



Ni-Cd
3.6V/1000mAh




16 metres (MLD-28)
30 metres (MLD-34)
34 metres (MLD-44)

Technical characteristics

- ▶ Special high luminosity LEDs
- ▶ Great LED life span (100.000 hours).
- ▶ Elegant appearance
- ▶ Slim profile
- ▶ Friendly towards the environment
- ▶ Indication arrows can be user placed
- ▶ Ideal for hung installation
- ▶ Suspended ceiling installation using a special base
- ▶ Construction material : ABS, PVC, Polycarbonate
- ▶ Operation temperature : 0 to 50 C
- ▶ Humidity : up-to 95% relative humidity
- ▶ Produced in accordance with: EN 60598-1, EN 60598-2-22

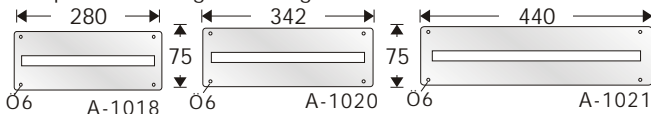
The new edge illumination signs use a technology that is friendly towards the environment. Due to their low power consumption and competitive price, this product can be characterized as ecological and economical. Each model combines modern esthetics with technological functionality. They are used in every area where public orientation and esthetics must be combined. The marking is placed on a clear sheet of acrylic material.

"Eco Light" dimensions (in mm)



MLD-28, DLD-28: 283 x 130
MLD-34, DLD-34: 343 x 200
MLD-44, DLD-44 : 443 x 250

Suspended ceiling mounting bases



Marking overlays


The package includes special PVC overlays. Please mention the type of the sign followed by the type of the marking.

Accessories marking film



SW28/R	Marking overlay with left / right indication for MLD 28
SW28/D	Marking overlay with down indication for MLD 28
SW34/R	Marking overlay with left / right indication for MLD 34
SW34/D	Marking overlay with down indication for MLD 34
SW44/R	Marking overlay with left / right indication for MLD 44
SW44/D	Marking overlay with down indication for MLD 44

The desired overlay is placed on the lighted panel using special mounting accessories (screws) which are also included.



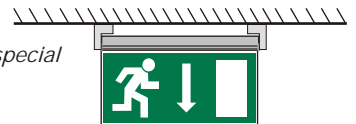
Using the special mounting accessories permits us to easily change the overlay if required.

Mounting methods

Recessed mounted installation on suspended ceilings using the base type -1018, -1020, -1021



Hanging installation on suspended ceilings using the special mounting brackets contained in the package.



Flag mounted installation on a wall using the special mounting bracket contained in the package.



Wall mounted installation using the special mounting brackets contained in the package.



Alternative mounting method

After order:

Hanging installation using the special mounting sets
A-1022 suitable for 20 cm distance
A-1025 suitable for 40 cm distance
A-1026 suitable for 60 cm distance



Packing

Package dimensions per unit (LxWxH)

MLD-28, DLD-28 : 32x14,5x4 cm
MLD-34, DLD-34 : 38x21,5x4 cm
MLD-44, DLD-44 : 52,5x29,7x4 cm



Eco Light



Ceiling mounted



Flag mounted



Wall mounted



MLD 28/g, MLD34/g, MLD44/g



MLD 26/w



MLD 28/w, MLD34/w, MLD44/w



Accessories contained in the package

* Two pairs of special PVC overlays suitable for every desirable direction

3 year guarantee



IP 42

EMERGENCY ILLUMINATION

MAINTAINED EDGE ILLUMINATION SIGNS from the "Eco light" series with green colored LEKs and transparent background.

TYPE	OPERATION VOLTAGE	CONSUMPTION	BATTERY Ni-Cd	DURATION	LIGHT SOURCE	LIGHT OUTPUT	WEIGHT	CODE	PRICE
MLD 28/g	220-240VAC / 50-60Hz	5 VA	3.6V / 1000mAh	3 hours	8 smd LEDs green	5100 mcd, 120°	500 gr.		
MLD 34/g	220-240VAC / 50-60Hz	6 VA	3.6V / 1000mAh	3 hours	11 smd LEDs green	7000 mcd, 120°	800 gr.		
MLD 44/g	220-240VAC / 50-60Hz	6.5 VA	3.6V / 1000mAh	3 hours	13 smd LEDs green	8200 mcd, 120°	1200 gr.		

39

MAINTAINED EDGE ILLUMINATION SIGNS from the "Eco light" series with white colored LEDs and green background

TYPE	OPERATION VOLTAGE	CONSUMPTION	BATTERY Ni-Cd	DURATION	LIGHT SOURCE	LIGHT OUTPUT	WEIGHT	CODE	PRICE
MLD 26/w	220-240VAC / 50-60Hz	5 VA	3.6V / 1000mAh	3 hours	8 smd LEDs white	4400 mcd, 120°	700 gr.		
MLD 28/w	220-240VAC / 50-60Hz	5 VA	3.6V / 1000mAh	3 hours	8 smd LEDs white	4400 mcd, 120°	500 gr.		
MLD 34/w	220-240VAC / 50-60Hz	6 VA	3.6V / 1000mAh	3 hours	11 smd LEDs white	6100 mcd, 120°	800 gr.		
MLD 44/w	220-240VAC / 50-60Hz	6.5 VA	3.6V / 1000mAh	3 hours	13 smd LEDs white	7200 mcd, 120°	1200 gr.		

EDGE ILLUMINATION SIGNS FOR 230V AC CENTRAL UNITS from the "Eco light" series

TYPE	OPERATION VOLTAGE	CONSUMPTION	LIGHT SOURCE	LIGHT OUTPUT	WEIGHT	CODE	PRICE
DLD 28/CBS/w	90-240V DC-AC / 50-60Hz	4 VA/ 2W	8 smd LEDs white	4400 mcd, 120°	400gr.		
DLD 34/CBS/w	90-240V DC-AC / 50-60Hz	4.5 VA	11 smd LEDs white	6100 mcd, 120°	700gr.		
DLD 44/CBS/w	90-240V DC-AC / 50-60Hz	5 VA	13 smd LEDs white	7200 mcd, 120°	1000 gr.		

ACCESSORIES

TYPE	DESCRIPTION
A-1022	Set for ceiling installation suitable for 20cm distance
A-1025	Set for ceiling installation suitable for 40cm distance
A-1026	Set for ceiling installation suitable for 60cm distance
A-1027	Set for ceiling installation with chain up to 50cm

ACCESSORIES

TYPE	DESCRIPTION
A-1018	Recess mounting base for MLD28, MLD28s, DLD28
A-1020	Recess mounting base for MLD34, DLD34
A-1021	Recess mounting base for MLD44, DLD44